

County 4-H Project Completion and Judging Overview 2024

Please carefully read this information; it may answer most Interview Judging or county fair questions.

Project Guidelines

For project guideline information, visit: go.osu.edu/tusc4-hguidelines

All project guidelines are available online. Guidelines need completed for Interview Judging. Members taking more than one project in the same interest area need to complete guidelines for each project and cannot use the same items to support both projects.

For a member to achieve the progression of goals needed for development, 4-H projects must be separate and different from those carried in other organizations such as FHA/HERO, FFA, Scouts, Camp Fire, grange, church, and school (including industrial arts class, science fairs, etc.).

Project Completion and Interview Judging

For more Interview Judging information, visit: go.osu.edu/tusc4-hjudging

Completion of a 4-H project may be achieved in one of two methods. Members must choose one of the following for evaluation, based on the completion of project guidelines and knowledge gained. **All projects must be judged no later than August 7, 2024.**

- *4-H Project Interview Judging* – All members are required to attend an Interview Judging evaluation to receive a project grade. All projects are evaluated using individual project guidelines. Club times will be assigned, and advisors will be notified of their club's times. Members are strongly encouraged to attend at their club's scheduled time.
- *Make Up Judging* – Make Up Judging must be arranged in advance. Any member who is unable to participate in 4-H Project Interview Judging during the regularly scheduled judging week may participate in Make Up Judging. Participants will be ineligible for county awards and/or state fair participation. Appointment times will open **June 1** and will be scheduled **online through SignUpGenius**. Make Up Judging arrangements for those who miss regularly scheduled judging due to extenuating circumstances will be reviewed on a case-by case basis. Not having a project ready in time for regularly scheduled judging is **not** a suitable reason to be judged after the fact.

Dress Code

Clothing and footwear need to be neat, clean, and appropriate for a professional office interview. No blue jeans or shorts. Shirts/tops and skirt length should be conservative. Wear appropriate shoes (no flip flops).

#2010 Dog Obedience, #2015 Dog Showmanship, and #201P Dog Performance

Judging dates are determined by the key leaders and will be distributed at the dog project information meeting.

#588 The Writer in You

Writings are due to the Extension office **before Noon on Friday, June 28, 2024.**

Shooting Sports Projects

The Shooting Sports program is designed for 4-H members ages 9 to 18 (4-H age). Judging dates are determined by the key leaders and will be distributed at the Shooting Sports orientation meeting.

Llamas/Alpacas Projects

Tuscarawas County does not currently have a program in place for llamas/alpacas.

Precise Schedules to be Announced

| Monday, July 8 | Tuesday, July 9 | Wednesday, July 10 | Thursday, July 11 | Thursday, July 18 |
|---|--|---|--|---------------------------|
| <ul style="list-style-type: none"> • Equine (includes #173 Horseless Horse) • Swine | <ul style="list-style-type: none"> • FCS Related • Food and Nutrition • Miscellaneous (includes #200 All About Dogs, #201D You & Your Dog Projects; #588 Writing) | <ul style="list-style-type: none"> • Goats • Poultry • Rabbits | <ul style="list-style-type: none"> • Beef • Dairy • Sheep | Clothing and Style Review |



Member Evaluation Form

This form is due to our office no later than June 28, 2024.

This is available from the organizational advisor or online (go.osu.edu/tusc4-hjudging). It is to be **completed by the 4-H Advisor and parent/guardian** if they feel it is necessary that the judge should use special consideration concerning a 4-H member during Interview Judging.

State Fair Eligibility

For more State Fair competition or entry deadline information, visit: <http://www.ohiostatefair.com>

4-H members enrolled in non-livestock projects must attend regularly scheduled judging to be eligible to place in the county and/or be eligible to go to State Fair. 4-H members in clothing projects must participate in the county 4-H Style Review to be eligible to be selected for State Fair competition. No pre-judging participants will be considered.

Tuscarawas County Fair – September 16-22, 2024

For more county fair information or to see the fair booklet, visit tusccountyfairgrounds.com.

Fair rules and show information are in the Junior Fair section of the fair book. Entries must be submitted online **only** at tuscjrfair.fairentry.com.

Of special note:

- **All Junior Fair exhibitors must have their official entries completed and submitted online by 11:59 p.m. on August 7, 2024.** All classes including showmanship and Bred/Born/Raised classes must be entered online through FairEntry. A grace period with a **\$100 per class entry fee** will be extended from August 8 until 11:59 PM August 14. No entries will be accepted after 11:59 PM August 14, 2024.
- Wristbands will be distributed only to members who have a yes (Y) in the Club Completion Column on their club’s Completion Sheet.
- Members must have an exhibit at the county fair (as stated in project guidelines) in order to receive a fair premium. If there are circumstances where an animal is not able to be exhibited, a display or poster must be exhibited in the member’s club’s or county miscellaneous booth.

| PROJECT RATINGS, PREMIUM REQUIREMENTS, and PAYMENTS | | |
|---|---|------|
| <i>All premiums are paid by the Tuscarawas County Agricultural Society based on project rating received at 4-H Interview Judging.</i> | | |
| Gold | <ul style="list-style-type: none"> • Exceptional project knowledge. • Work exhibits extra effort with individual initiative to go above and beyond the project requirements. • A thorough understanding of proper methods to complete project. | \$8 |
| Silver | <ul style="list-style-type: none"> • Very knowledgeable of project subject matter. • Completed project requirements. • Project presented in a neat and organized manner. | \$7 |
| Bronze | <ul style="list-style-type: none"> • Adequate project knowledge. • Has made effort towards completing requirements and project presentation. | \$6 |
| Participation | <ul style="list-style-type: none"> • Shows little effort towards completing requirements and presentation. | None |
| MEMBER’S PRESENTATION AND ATTITUDE WILL AFFECT PROJECT RATING | | |

Please email or call if you have any questions.

Chris Kendle, Area Leader, Area 14, Extension Educator, 4-H Youth Development kendle.4@osu.edu

Office 330-339-2337 | Direct 330-365-8157

Michelle Moon, Program Assistant, 4-H Youth Development

moon.317@osu.edu

Office 330-339-2337 | Direct 330-365-8157

139 Market Hog General Requirements

All dates are listed on the Tuscarawas County Fair Livestock Requirement Summary.

1. Members must be **enrolled in their market hog project by the April enrollment deadline** to be eligible to receive project interview awards and/or participate in the Ohio State Fair or Tuscarawas County Fair.
2. All livestock projects must be owned, in continual care of the exhibitor, and registered by the specified date on the Livestock Requirement Summary. Members may register 1 primary and 1 back up animal. See the “Instructions for Registering Market Hog Project Animals Through 4-H Online” included with these guidelines.
3. Back up animals may be shared by a brother, sister or half-brother or half-sister who are members of a Tuscarawas County 4-H Club and reside in the same household. See the full back up rule in the Tuscarawas County Fair Book for further details.
4. All members must have a working knowledge of Swine Quality Assurance (QA) issues and **are required to attend one QA session by May 31.**
5. All members must have access to 134R Swine Resource Handbook for Market and Breeding Projects. This can be purchased through your club advisor or directly from the Extension office. (Due to cost factors, one book **per family** is recommended.) Read, study, and have a working knowledge of the information contained in the book.
6. To meet project completion and Tuscarawas County Fair exhibition requirements, members must participate in project interview judging. **Interview judging in this project will reflect individual’s project experience.** If a conflict arises, a member may arrange for online livestock skill-a-thon judging in advance of regular project judging.
7. Members must attend in-person county interview judging on their assigned date to be eligible for Top Interview or Outstanding Market Exhibitor awards.
8. Members are to bring completed (to date of Interview Judging) 139 Hog Record Book. **Do not bring extra materials or a notebook of activities.** Follow and complete all sections of the Member Project Guide on Page 2. **NO SECTIONS ARE OPTIONAL.**
9. Member should also know for Interview Judging: the Pillars of Character, 4-H Pledge, 4-H Motto, 4-H Colors.
10. Please add a feed tag each time you change feed.

11. An online fair entry must be made by the designated date (as stated on the Livestock Requirement Summary) to exhibit your animal at the Tuscarawas County Fair. **LATE ENTRIES NOT ACCEPTED.**
12. All Jr. Fair exhibitors wishing to exhibit in Showmanship must register for Showmanship when making their online fair entry. Exhibitors must use their own animal.
13. **All hair on the hog *must* be a minimum ½-inch in length. This will be enforced throughout fair week.**
 - a. Hogs **must have hair over their entire body with the exception of the ears and tail.**
 - b. **DO NOT PURCHASE A HOG THAT HAS BEEN CLIPPED** as there are no guarantees that the hair will grow back long enough in the ensuing months.
 - c. **Be extra careful if purchasing a Hampshire or Duroc** (Duroc especially) as these breeds are prone to being born hairless. Do not buy a hog of either breed that has been clipped as the chances of it growing enough hair is greatly diminished.
 - d. **Do not clip your hog at all**, there is no need and the risk is too great. Hogs are not to be clipped at all on the fairgrounds.
 - e. **The fact that a hog was born without hair or hair of an insufficient length will not be a valid excuse**, these hogs will be denied entry to the fair.
14. Members can only exhibit a total of five (5) animal projects at the Tuscarawas County Fair regardless of whether these projects are through 4-H or FFA. Please see the Tuscarawas County Fair Book for specific exhibition limits within a species/project. Members are only eligible to receive money from a maximum of two revenue generating sale projects at the fair, regardless of number shown.
15. **Sale checks will be distributed in November.** Check with your advisor or our web site (<https://tuscarawas.osu.edu/events/calendar/month/2024-11>) for dates, times, and location. To receive your sale check, bring completed 139 Hog Project and Record Book along with your buyer thank you card (properly addressed with postage). **Please write legibly!**

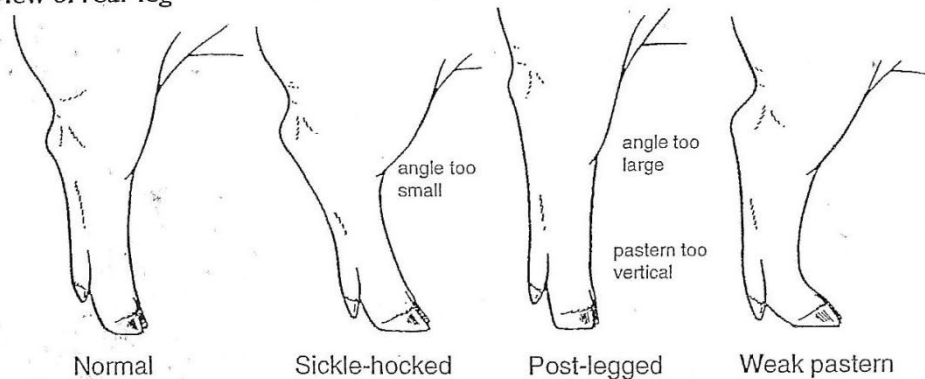
If you have any questions regarding your project and your advisor is unable to answer your questions, please contact the Extension office at 330-339-2337.

Chris Kendle, MS, RDN, LD
Area Leader, Area 14
Extension Educator
4-H Youth Development
kendle.4@osu.edu
Office 330-339-2337 | Direct 330-365-8157

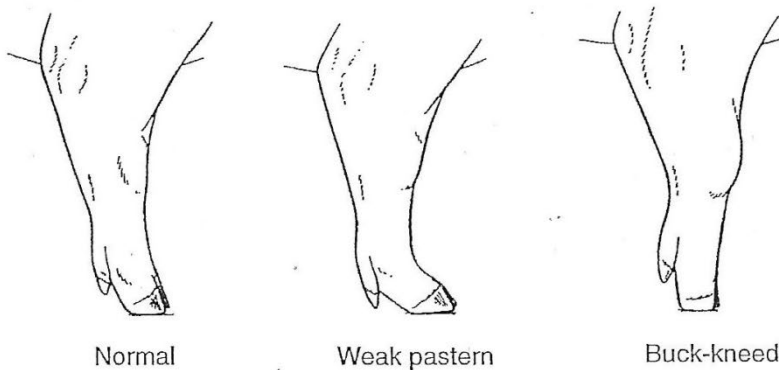
Illustration of Foot and Leg Structural Deficiencies

*Adapted from National Pork Producers Council
"Producers to Evaluate Market Hogs"*

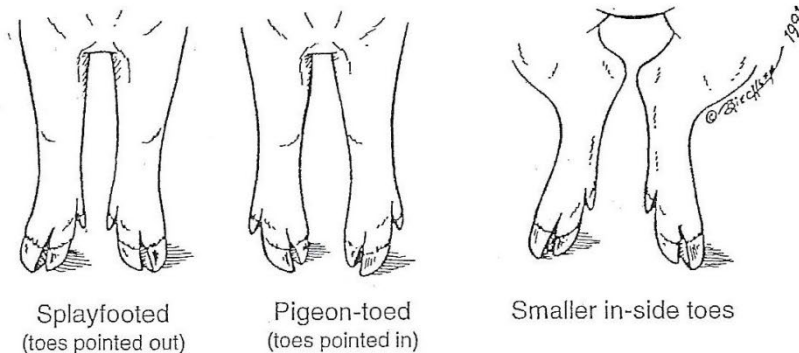
Side view of rear leg



Side view of front leg



Front view



Tuscarawas County Livestock Ages

Disregard age guidelines as stated in record books.

Age is as of January 1 of current year.

Age: 8 - 11 Beginners

Age: 12 - 14 Intermediate

Age: 15 - 19 Advanced

*Unless it is their 1st year in the project then member advances according to age.

Example 1: Greg is 16, first year taking a hog. He is in beginner, 2nd year intermediate, 3rd year advanced.

Example 2: Mary is 12, last year was her first year taking a steer. This year she is in intermediate and will be until she is 15.

Example 3: Susie is 8, taking a goat. She will be in beginner project level for 4 years until she is 12.

139 Market Hog

Beginner Level

All dates are listed on the Tuscarawas County Fair Livestock Requirement Summary.

1. Complete one or more Topics of Interest (Page 3), two learning experiences (Page 11) and two leadership and citizenship activities (Pages 12 & 13). Complete mandatory activities (Pages 5 & 6) **plus** 5 additional activities. The five additional **must** be completed by final book check after fair.
2. Know two feet and leg structures.
3. Be able to identify the major breeds of hogs - Chapter 3 (Pages 3-3 to 3-6).
4. Have a basic understanding of hog nutrition and feedstuffs. Be able to identify corn, oats, minerals, salts, soybean meal, vitamins, and protein supplements. Be able to answer questions about information provided on a feed tag. (Feed tag, Page 8-4.)
5. Be able to identify the difference between the right and left ears in the earnotching system (Chapter 10).
6. Have a basic understanding of fitting and showing techniques - Chapter 12 (Pages 12-1 to 12-5).
7. Have a basic understanding of hog terminology in **Glossary** of the handbook. (Average daily gain, barrow, confirmation, gilt, feeder pig, hurdle, ration, withdrawal time, etc.)
8. Be able to define Erysipelas (Chapter 9).
9. Be able to name the most common external parasites (Chapter 9).
10. Know some general characteristics of an Ideal Market Hog - Chapter 3 (Pages 3-8 to 3-14).
11. Be able to identify the 5 wholesale cuts of pork - Chapter 5 (Page 5-1).
12. Have a working knowledge of Swine QA, including injection sites and medication label - Chapter 24 (Pages 4, 7, 11, 17).
13. Complete activities 24-32 (Pages 5 & 6), **plus** five additional activities **MUST** be completed by final book judging after fair.

Revised February 2017
Branding Revised 2022



139 Market Hog

Intermediate Level

All dates are listed on the Tuscarawas County Fair Livestock Requirement Summary.

1. Complete one or more Topics of Interest (Page 3), two learning experiences (Page 11), and two leadership and citizenship activities (Pages 12 & 13). Complete mandatory activities (Pages 7 & 8) **plus** 5 additional activities. The five additional **must** be completed by final book check after fair.
2. Know the feet and leg structure.
3. Be able to identify the major breeds of hogs and descriptions - Chapter 3 (Pages 3-3 to 3-6).
4. Have knowledge of feed rations, nutrients, protein, and basic hog nutrition including feeding amounts and daily gain of hogs. Be able to answer questions on the sections and information provided on a feed tag. Hog nutrition - Chapter 8 (Pages 8-1); Feed Tag - Chapter 8 (8-4 to 8-3).
5. Have an understanding of ideal characteristics of a market hog - Chapter 3 & 4 (Pages 3-8, 3-10, 3-11, 4-6, and 4-7).
6. Be able to identify common hog diseases and understand good hog management practices for diseases - Chapter 9 (Pages 9-2, 9-3, 9-6, 9-8, 9-9, 9-10, 9-12, 9-14).
7. Have an understanding of the Universal Ear Notch System - Chapter 10 (Pages 10-1 & 10-2).
8. Have a basic understanding of hog terminology in the **Glossary** in the handbook.
9. Member must be able to identify retail cuts of pork - Chapter 5 (Pages 5-1 to 5-3).
10. Have a working knowledge of Swine QA including medication insert - Chapter 24 (Page 24-12).

Revised February 2017
Branding Revised 2022



139 Market Hog

Advanced Level

All dates are listed on the Tuscarawas County Fair Livestock Requirement Summary.

1. Complete one or more Topics of Interest (Page 3) and two leadership and citizenship activities (Pages 12 & 13). Complete mandatory activities (Pages 9 & 10). The five additional activities **must** be completed by final book check after fair.
2. Know the feet and leg structure.
3. Be able to identify the breeds and descriptions - Chapter 3 (Page 3-3 to 3-6).
4. Understand and be able to identify feed rations, nutrients, protein contents, vitamins and minerals. Have a basic knowledge of the requirements of each.
5. Must know the swine digestive system Chapter 7 (Page 7-1) & internal anatomy Chapter 9 (Page 9-13).
6. Be able to describe common diseases, their causes, symptoms, and treatments, Chapter 9.
7. Be able to label the skeletal system (Chapter 3-15).
8. Be able to identify retail meat cuts - Chapter 5 (Pages 5-1 to 5-3).
9. Have a working knowledge of Swine QA. Be able to read a medication label task form, know injection sites and types of injections, and animal welfare - Chapter 24. Be able to demonstrate how to give a proper injection.
10. Name by-products.
11. Feeds – Identify and classify into nutrient.

Revised February 2019
Branding Revised 2022



2024 Tuscarawas County Junior Fair Livestock Requirement Summary

Each 4-H or FFA member may exhibit up to five animals. Be sure to check maximum exhibits per specie. Members are only eligible to receive money from a maximum of two revenue generating livestock sale projects at the fair, regardless of the number shown. ([See fair book for complete Junior Fair rules.](#))

| | Mandatory Project Enrollment Date | Possession | Weigh-In, Tag/Tattoo, Banding, DNA, or Pictures | Quality Assurance | Livestock Interview Judging | Fair Entries | Animal Requirements | Health Requirements |
|---------------------------------|-----------------------------------|----------------------|--|--|---|--|--|--------------------------------|
| Market Beef & Dairy Market Beef | April 15, 2024 | December 9, 2023 | December 9 or 11, 2023 | <p>MANDATORY ATTENDANCE AT ONE SESSION IS REQUIRED.</p> <p>Sign-ups start one-half hour before session; doors close 10 minutes after session start.</p> <p>Sunday, February 18, 2:00, PM, 3:00 PM, or 4:00 PM, Claymont High School Thursday, March 7, 6:30 PM, Dover Middle School Monday, April 15, 6:30 PM, Dover Middle School Dairy Specific - Sunday, April 21, 2:00 PM, Union Hill United Methodist Church</p> | <p>July 11, 2024 Midvale Elementary</p> | <p>Due August 7, 2024 ONLINE THROUGH FAIRENTRY ONLY! All classes including showmanship and Bred/Born/Raised classes must be entered online through FairEntry. Fair entries are due by 11:59 PM August 7. A grace period with a \$100 per class entry fee will be extended from August 8 until 11:59 PM August 14. No entries accepted after 11:59 PM August 14.</p> | 1000 lbs. minimum Must be dehorned; Heifer or Steer | DUNF Vet check upon arrival |
| Beef Breeding | | June 17, 2024 | <p>Online registration due in 4-H Online (Animal Tab) no later than 11:59 PM June 17, 2024</p> | | | | Dehorned Calf or Heifer (Females Only) | Vet check upon arrival |
| Beef Feeder Calf | | | | | | | 350-650 lbs. Dehorned Steer | Vet check upon arrival |
| Dairy Cattle | | | | | | | Calf, Heifer or Cow Dehorned | DUNF Vet check upon arrival |
| Sheep Breeding | | | | | | | Ewes | Vet check upon arrival |
| Market Lambs | | | | | | | 90 lbs. minimum Ewes or Wethers | DUNF Vet check upon arrival |
| Market Hogs | | | | | | | 220-315 lbs. Barrows or Gilts ½ inch hair at fair time | DUNF Vet check upon arrival |



| | Mandatory Project Enrollment Date | Possession Deadline | Weigh-In, Tag/Tattoo or Pictures | Quality Assurance | Livestock Interview Judging | Fair Entries | Animal Requirements | Health Requirements |
|-------------------------------|-----------------------------------|--|---|--|--|---|--|-----------------------------------|
| Market Goats | April 15, 2024 | June 17, 2024 | Online registration due in 4-H Online (Animal Tab) no later than 11:59 PM June 17, 2024 | MANDATORY ATTENDANCE AT ONE SESSION IS REQUIRED. See front for dates. | July 10, 2024 Midvale Elementary Check with your advisor for time. | Due August 7, 2024 ONLINE THROUGH FAIRENTRY ONLY! <small>All classes including showmanship and Bred/Born/Raised classes must be entered online through FairEntry. Fair entries are due by 11:59 PM August 7. A grace period with a \$100 per class entry fee will be extended from August 8 until 11:59 PM August 14. No entries accepted after 11:59 PM August 14.</small> | 65 lbs. minimum Castrated | DUNF Vet check upon arrival |
| Dairy Goats | | | | | | | Females Only | DUNF Vet check upon arrival |
| Pygmy Goats & Pack Goats | | | | | | | N/A | Vet check upon arrival |
| Breeding Rabbits | | | | | | | N/A | Health check upon arrival |
| Market Rabbits | | August 24, 2024 | Bunnies tattooed August 24 9-10 AM Fairgrounds | | | | 3-5 lbs. maximum 70 Days Old | DUNF Health check upon arrival |
| Broilers & Market Ducks | | Cost: TBD Pick up: Fairgrounds Tentatively July/August | N/A | | | | 5 lbs. minimum each bird | DUNF Pullorum-free |
| Market Turkeys | | Cost: TBD Pick up: Fairgrounds Tentatively June | N/A | | | | 20 lbs. minimum | DUNF Pullorum-free |
| Pullets & Fancy Poultry | | June 17, 2024 | Online registration due in 4-H Online (Animal Tab) no later than 11:59 PM June 17, 2024 | | | | See Fair Book for specific requirements. | Pullorum-free |
| Ducks, Geese, & Fancy Turkeys | | | | | | | See Fair Book for specific requirements. | Pullorum-free |
| Horses | | | | | See Fair Book for specific requirements. | Vet check upon arrival | | |
| | | | | In-person: 1:00 PM Sunday, February 18, 2024 or online by May 1, 2024 | July 8, 2024 Midvale Elementary | | | |

*See the [Tuscarawas County Fair book](#) for more information.

INSTRUCTIONS FOR REGISTERING MARKET HOG PROJECT ANIMALS THROUGH 4-H ONLINE

1. Log into 4-H Online (<https://oh.4honline.com>) with your email address and password.
2. Next to the member's name who you are adding an animal for, click the blue "View" button.
3. Once their profile is displayed, click on "Animals" in the left sidebar.
4. On the right-hand side of the screen, click on the blue button that indicates "Add an Animal."
 - a. Select "Add New Animal."
5. Use the dropdown box to select "Swine Market," as the "Animal Type."
6. In the next box enter the animal's **full** 15-digit RFID tag number and click "Continue" at the bottom of the screen.
7. The next 4 boxes ("Animal Age," "Animal Name," "Beginning Weight," and "Beginning Weight Date,") are all optional.
8. Enter the "Animal Birthdate." You can manually enter in the format mm/dd/yyyy or use the calendar feature to identify the correct birthdate. Note: if you use the calendar feature, make sure you are in the **correct year**.
9. Use the dropdown list to select the appropriate in the "Animal Breed."
10. The box marked "Breeder Name" is required. If you have purchased your market hog at an auction and the breeder is not known, write in "Not Known."
11. Indicate if your animal is County Raised (radio buttons – "yes" or "no")
12. In the box marked "Ear Notch," indicate the ear notch identification information, if applicable.
13. The next box asks for the RFID. Re-enter your RFID ear tag number in this box.
14. Use the dropdown list to select the "Animal's Gender."
15. In the box labeled "Tattoo," indicate whether it is your **Primary** or **Back Up** animal.
16. Click "Next."



17. This will take you to a page to upload pictures of your hog. You will need “Front”, “Right”, and “Left” sides. Make sure your ear tag is clearly visible in the “Animal Photo - Identifier” view.
18. **Note:** you do **NOT** need to upload any additional information on this page.
19. Click “Next.”
20. You will be asked to review the information.
 - a. If the information is correct and the Front, Right, Left, and Animal Identifier views of your animal have been uploaded, click “Submit” and you are all done! You will receive notification from the Extension office that your animal registration has been approved.
 - b. If the information is not correct, use the “Back” button to make necessary changes.
21. **You MUST hit the “Submit” button for your animal registration to be complete and sent to the office for approval.**

139 Market Hog ID Information

Market hogs must be tagged and in your care by June 17, 2024. Place RFID (electronic identification) ear tag in either the right or left ear of the animal. Place tag on the backside of ear – not on the inside – and try to avoid the veins in the ear.

Register each animal online, including the “family” pig(s). See the “Instructions for Registering Market Hog Project Animals Through 4-H Online” included with these guidelines. See the back of this page for ear notching information. Uploaded photos must be in color.



Example picture of animal with ear tag number visible.

Members may register 1 swine project animal and 1 back-up animal with only one being eligible to exhibit at the Tuscarawas County Fair. Back-up Animal Rule: Although not required, exhibitors may choose to have one back-up animal in the event the primary animal is unable to come to the fair. **Exhibitors are limited to one registered back-up project animal.** If there are 2 or more exhibitors regardless of relationship, residing in the same household, they may share back-up animals.

Important Notes

Exhibitors are responsible for getting their own hogs tagged. Member may tag a maximum of two hogs with only one of those being eligible to show and sell.

If your animal has an ear tag from your farm or another farm, please take it out. You must still put in the tag provided by the Market Livestock Committee. Remove any farm ear tags by fair check-in from your animal's ear.

SUBMIT ONLINE PROJECT
REGISTRATION(S) NO LATER THAN
11:59 PM ON JUNE 17, 2024.

FAILURE TO SUBMIT ITEMS BY THE
STATED DEADLINE WILL FORFEIT YOUR
RIGHT TO EXHIBIT AT THE TUSCARAWAS
COUNTY FAIR.

Replacement Tags

If your hog loses a tag before the fair, the Market Livestock Committee will provide a replacement RFID tag for \$3. Replacement tags can be purchased and picked up at the Extension office. The member will need to bring in new photos of animal (2" x 3" [wallet size]); include exhibitor's name, club name, and tag number of back of picture(s). If a tag falls out, you must contact the OSU Extension office as soon as possible. If you do not report it, your hog could be disqualified.

Ear Notching

As mentioned, members are responsible to have their animals tagged. If tagging your own animal, below are some helpful hints.

- Disinfect ear taggers with a mixture of 1 part bleach and 5 parts water before and after use of the taggers.
- Disinfecting is not required after each pig, just after each "site" use.

How to read ear notches:

Universal Ear Notching System

