

139 Market Hog General Requirements

All dates are listed on the Tuscarawas County Fair Livestock Requirement Summary.

1. Member must own and raise one market hog. All livestock projects must be owned, in continual care of the exhibitor, and registered by specified dates. An exhibitor is eligible to register a back-up animal.
2. **MEMBERS MUST SUBMIT A DNA BLOOD SAMPLE OF THEIR HOG USING THE KIT PURCHASED AT QA. ONLY ONE KIT MAY BE USED ON ONE HOG.**
3. All members must have access to 134R Swine Resource Handbook for Market and Breeding Projects. This can be purchased through your club advisor or directly from the Extension office. (Due to cost factors, one book **per family** is recommended.) Read, study, and have a working knowledge of the information contained in the book.
4. Follow and complete all sections of the Member Project Guide on Page 2.
5. Be able to identify parts of a hog – Chapter 3 (Page 3-2).
6. All members must have a working knowledge of Swine Quality Assurance (QA) issues and **are required to attend one QA session.**
7. Know what chronic means.
8. Know what zoonotic illness are and types.
9. All livestock exhibitors are required to attend Interview Judging in order to exhibit their animal at the Tuscarawas County Fair. Members are to bring completed (to date of Interview Judging) 139 Hog Record Book. **Do not bring extra materials or a notebook of activities.** If a conflict arises, a member may attend Pre-Judging by appointment only. Members are **not eligible** for county interview placing if they attend Pre-Judging.
10. **All optional headings in record book MUST be completed for Interview Judging and to receive sale check.**
11. Member should also know for Interview Judging: the Pillars of Character, 4-H Pledge, 4-H Motto, 4-H Colors. In 2009, Ohioans passed State Issue 2. This new group was named Ohio Livestock Care Standards Board (OLCSB).
12. **Please add a feed tag each time you change feed.**
13. In order to exhibit your animal at the Tuscarawas County Fair, a fair entry must be made (available from the Tuscarawas County Fair Book received at Interview Judging) and submitted to the Extension office by the deadline. **LATE FAIR ENTRIES NOT ACCEPTED.**



14. Barrows and gilts may be shown at the Tuscarawas County Fair. If weight limits are not met, you are **not** eligible to exhibit in Showmanship. You are not eligible to sell your animal and it must leave the fairgrounds immediately following the weigh-in. Tuscarawas County sale is a terminal sale for all hogs.
15. All fair exhibitors are responsible to provide their own bedding for their hogs and all pens **MUST** be kept dry and clean throughout the fair. Water must be available for your hog at all times. Following the loading out of hogs on Sunday, all exhibitors are responsible for a thorough cleaning of their pen. Make sure ear tag is clean and readable!
16. All Jr. Fair exhibitors wishing to exhibit in Showmanship must register during the Confirmation Show on Tuesday. Exhibitors must use their own hog.
17. Minimum fair weight is 200 pounds; maximum is 315 pounds.
18. **All hair on the hog must be a minimum ½-inch in length. This will be enforced throughout fair week.**
 - a. Hogs **must have hair over their entire body with the exception of the ears and tail.**
 - b. **DO NOT PURCHASE A HOG THAT HAS BEEN CLIPPED** as there are no guarantees that the hair will grow back long enough in the ensuing months.
 - c. **Be extra careful if purchasing a Hampshire or Duroc** (Duroc especially) as these breeds are prone to being born hairless. Do not buy a hog of either breed that has been clipped as the chances of it growing enough hair is greatly diminished.
 - d. **Do not clip your hog at all**, there is no need and the risk is too great. Hogs are not to be clipped at all on the fairgrounds.
 - e. **The fact that a hog was born without hair or hair of an insufficient length will not be a valid excuse**, these hogs will be denied entry to the fair.
19. The wash racks will close 15 minutes prior to showmanship or confirmation classes and the sale.
20. **It is suggested that large gifts are not to be given to your buyer following the sale of your animal.** Some buyers have to park far away (possibly off the fairgrounds) or may not be able to fit everything into their vehicle. **Remember, your animal may not be the only one they purchase.** Instead, thank your buyer personally at the fair, then make a follow-up visit with them to bring any items you may wish to give them.
21. **Sale checks will be distributed in October** Check with your advisor or our web site (<http://tuscarawas.osu.edu>) for dates, times, and location. To receive your sale check, bring completed 139 Hog Project and Record Book – **NO SECTIONS ARE OPTIONAL** – along with your buyer thank you card (properly addressed with postage). **Please write legibly!**

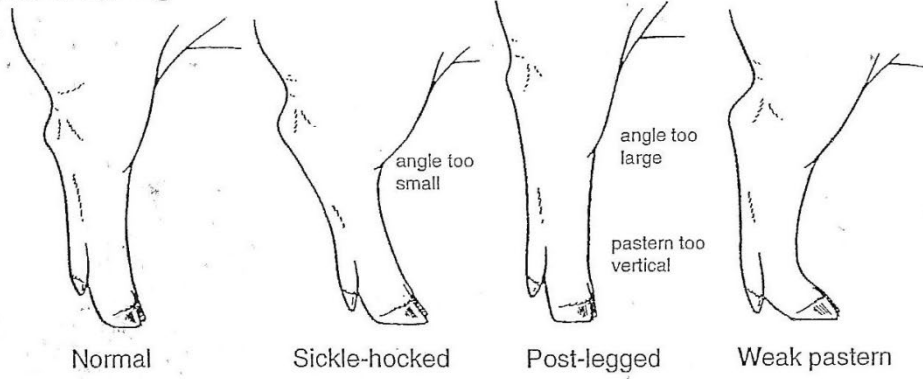
If you have any questions regarding your project and your advisor is unable to answer your questions, please don't hesitate to contact the Extension office at 330-339-2337.

Kiersten Heckel, 4-H Extension Educator, heckel.13@osu.edu

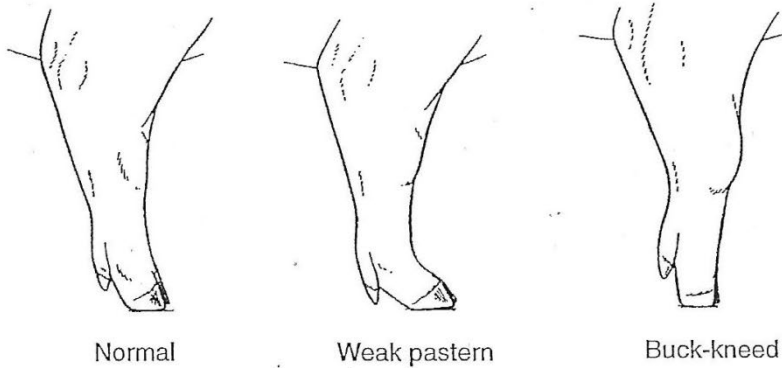
Illustration of Foot and Leg Structural Deficiencies

*Adapted from National Pork Producers Council
"Producers to Evaluate Market Hogs"*

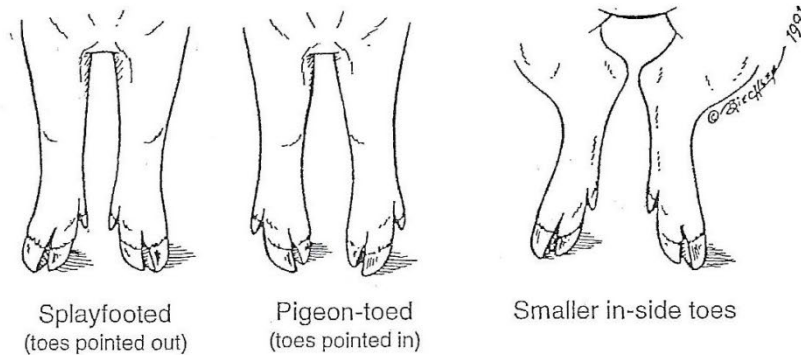
Side view of rear leg



Side view of front leg



Front view



139 Market Hog

Beginner Level

All dates are listed on the Tuscarawas County Fair Livestock Requirement Summary.

1. Complete one or more Topics of Interest (Page 3), two learning experiences (Page 11) and two leadership and citizenship activities (Pages 12 & 13). Complete mandatory activities (Pages 5 & 6) **plus** 5 additional activities. The five additional **must** be completed by final book check after fair.
2. Know two feet and leg structures.
3. Be able to identify the major breeds of hogs - Chapter 3 (Pages 3-3 to 3-6).
4. Have a basic understanding of hog nutrition and feedstuffs. Be able to identify corn, oats, minerals, salts, soybean meal, vitamins, and protein supplements. Be able to answer questions about information provided on a feed tag. (Feed tag, Page 8-4.)
5. Be able to identify the difference between the right and left ears in the earnotching system (Chapter 10).
6. Have a basic understanding of fitting and showing techniques - Chapter 12 (Pages 12-1 to 12-5).
7. Have a basic understanding of hog terminology in **Glossary** of the handbook. (Average daily gain, barrow, confirmation, gilt, feeder pig, hurdle, ration, withdrawal time, etc.)
8. Be able to define Erysipelas (Chapter 9).
9. Be able to name the most common external parasites (Chapter 9).
10. Know some general characteristics of an Ideal Market Hog - Chapter 3 (Pages 3-8 to 3-14).
11. Be able to identify the 5 wholesale cuts of pork - Chapter 5 (Page 5-1).
12. Have a working knowledge of Swine QA, including injection sites and medication label - Chapter 24 (Pages 4, 7, 11, 17).
13. Complete activities 24-32 (Pages 5 & 6), **plus** five additional activities **MUST** be completed by final book judging after fair.

Revised February 2017



County 4-H Project Completion and Judging Overview 2020

Please carefully read this information; it may answer most Interview Judging or county fair questions.

Project Guidelines

For project guideline information, visit: go.osu.edu/tusc4-hguidelines

All project guidelines are available online. Only equine and livestock projects will receive guidelines with project book.

Guidelines need completed for Interview Judging. Members taking more than one project in the same interest area need to complete guidelines for each project and cannot use the same items to support both projects.

For a member to achieve the progression of goals needed for development, 4-H projects must be separate and different from those carried in other organizations such as FHA/HERO, FFA, Scouts, Camp Fire, grange, church, and school (including industrial arts class, science fairs, etc.).

Project Completion and Interview Judging

For more Interview Judging information, visit: go.osu.edu/tusc4-hjudging

Completion of a 4-H project may be achieved in one of two methods. Members must choose one of the following for evaluation, based on the completion of project guidelines and knowledge gained. **All projects must be judged no later than August 7.**

- *4-H Project Interview Judging* – All members are required to attend an Interview Judging evaluation to receive a project grade. All projects are evaluated using individual project guidelines. Club times will be assigned, and advisors will be notified of their club's times. Members are strongly encouraged to attend at their club's scheduled time.
- *Pre-Judging* – Pre-Judging is arranged in advance. Any member who is unable to participate in 4-H Project Interview Judging may participate in Pre-Judging. Participants will be ineligible for county awards and state fair participation. Contact the Extension office **after June 1** to schedule an appointment. Post-Judging arrangements will be reviewed on a case-by case basis if a member misses Interview Judging due to extenuating circumstances.

Dress Code

Clothing and footwear need to be neat, clean, and appropriate for a professional office interview. No blue jeans or shorts. Shirts/tops and skirt length should be conservative. Wear appropriate shoes (no flip flops).

#2010 Dog Obedience

Judging dates are determined by the key leaders and will be distributed at the dog project information meeting.

#588 The Writer in You

Writings are due to the Extension office **before Noon on Thursday, July 2, 2020.**

Shooting Sports Projects

The Shooting Sports program is designed for 4-H members ages 9 to 18 (4-H age). Judging dates are determined by the key leaders and will be distributed at the Shooting Sports orientation meeting.

Llamas/Alpacas Projects

Tuscarawas County does not currently have a program in place for llamas/alpacas.

Precise Schedules to be Announced				
Monday July 13	Tuesday July 14	Wednesday July 15	Thursday July 16	Thursday July 23
Equine (includes Horseless Horse)	FCS Related	Small Livestock (all goats, poultry, rabbits)	Dairy	Clothing and Style Review
Swine	Food and Nutrition		Beef	
	Miscellaneous		Sheep	
	#200 All About Dogs			
	#201D You and Your Dog			



Member Evaluation Form

This form is due to our office no later than June 15, 2020.

This is available from the organizational advisor or online (go.osu.edu/tusc4-hjudging). It is to be **completed by the 4-H Advisor and parent/guardian** if they feel it is necessary that the judge should use special consideration concerning a 4-H member during Interview Judging.

State Fair Eligibility

For more State Fair competition or entry deadline information, visit: <http://www.ohiostatefair.com>

A 4-H member taking non-livestock projects must attend regularly scheduled judging to be eligible to place in the county or be eligible to go to State Fair. No pre-judging participants will be considered. NOTE: 4-H members in clothing projects must participate in the county 4-H Style Review to be eligible to be selected for State Fair competition.

County Fair

For more county fair information or to see the fair booklet, visit tusccountyfairgrounds.com.

All members attending a Quality Assurance session will receive the Junior Fair Section of the Tuscarawas County Fair Book. Fair entry forms, rules, and show information are in the booklet.

Of special note:

- **All Junior Fair exhibitors must have their official entries completed and signed by their parent/legal guardian regardless of age. The Tuscarawas County Extension office collects Junior Fair Entry Forms on behalf of the Senior Fair Board. All entries must be in the Extension office before by 4:00 p.m. on August 7, 2020. LATE ENTRIES ARE NOT ACCEPTED BY THE TUSCARAWAS COUNTY AGRICULTURAL SOCIETY – NO EXCEPTIONS.**
- Wristbands will be distributed only to members who have a yes (Y) in the Club Completion Column on their club's Completion Sheet.
- Members must have an exhibit at the county fair (as stated in project guidelines) in order to receive a fair premium. If there are circumstances where an animal is not able to be exhibited, a display or poster must be exhibited in the member's club's or county miscellaneous booth.

PROJECT RATINGS, PREMIUM REQUIREMENTS, and PAYMENTS		
<i>All premiums are paid by the Tuscarawas County Agricultural Society based on project rating received at 4-H Interview Judging.</i>		
Gold	<ul style="list-style-type: none">• Exceptional project knowledge.• Work exhibits extra effort with individual initiative to go above and beyond the project requirements.• A thorough understanding of proper methods to complete project.	\$8
Silver	<ul style="list-style-type: none">• Very knowledgeable of project subject matter.• Completed project requirements.• Project presented in a neat and organized manner.	\$7
Bronze	<ul style="list-style-type: none">• Adequate project knowledge.• Has made effort towards completing requirements and project presentation	\$6
Participation	<ul style="list-style-type: none">• Shows little effort towards completing requirements and presentation.	None
MEMBER'S PRESENTATION AND ATTITUDE WILL AFFECT PROJECT RATING		

Please email or call us at 330-339-2337 if you have any questions.

Kiersten Heckel, Extension Educator, 4-H Youth Development – heckel.13@osu.edu

Christine Kendle, Extension Educator, Family and Consumer Sciences - kendle.4@osu.edu

2020 Tuscarawas County Junior Fair Livestock Requirement Summary

Each 4-H or FFA member may exhibit two large livestock projects, (in beef and sheep breeding a member may exhibit a third animal if they are enrolled in the corresponding market project) of which must be in different classes. Members can only exhibit two small livestock projects, which must be in different classes. Members are only eligible to receive money from a maximum of two revenue generating livestock sale projects at the fair, regardless of the number shown. (See fair book for complete Junior Fair rules.)

	Mandatory Project Enrollment Date	Possession	Weigh-In, Tag/Tattoo, Banding, DNA, or Pictures	Quality Assurance	Livestock Interview Judging	Fair Entries	Animal Requirements	Health Requirements
Market Beef & Dairy Market Beef	December 14 or 16, 2019	December 14, 2019	December 14 or 16, 2019	<p>MANDATORY ATTENDANCE AT ONE SESSION IS REQUIRED. Registration for each session begins at 6:00 PM. February 27, Tuscarawas Valley High School March 23, Port Washington Elementary March 29, Super Sunday – Small Animal QA 1:15 PM, Large Animal QA 2:45 PM, Union Hospital Cafeteria April 29, Dover Middle School Dairy-specific session: April 19 – Registration begins at 1:30 PM Union Hill United Methodist Church</p>	<p>July 16, 2020 Midvale Elementary</p>	<p>Due August 7, 2020 No late entries accepted!</p>	1000 lbs. minimum Heifer or Steer must be Male castrated & dehorned	DUNF Vet check upon arrival
Beef Breeding	April 15, 2020	June 15, 2020	Registration form/Color Pictures due by 4 PM on June 15, 2020, to Extension office				Calf, Heifer or Cow dehorned	No health papers required. Vet check upon arrival
Beef Feeder Calf							350-650 lbs. Steers, castrated & dehorned	No health papers required. Vet check upon arrival
Dairy Cattle							Calf, Heifer or Cow Dehorned	DUNF Vet check upon arrival
Sheep Breeding							Ewes	No health papers required. Vet check upon arrival
Market Hogs							ID Form/Pictures June 15 by 4 PM OSU Extension Tuscarawas County	200-315 lbs. Barrows or Gilts ½ inch hair at fair time
Market Lambs	Tag-In – NO DNA – June 6, 9-11 AM OR June 11, 6-7 PM appt. only Fairgrounds	90 lbs. minimum Ewes or Wethers	DUNF Vet check upon arrival					
Market Goats	Tag-In & scrapie tag info – NO DNA – June 6, 9-11 AM OR June 11, 6-7 PM appt. only Fairgrounds	65 lbs. minimum Castrated & Dehorned	DUNF Vet check upon arrival					



	Mandatory Project Enrollment Date	Possession Deadline	Weigh-In, Tag/Tattoo or Pictures	Quality Assurance	Livestock Interview Judging	Fair Entries	Animal Requirements	Health Requirements
Dairy Goats	April 15, 2020	June 15, 2020	Registration Form due June 15 by 4 PM Extension office	MANDATORY ATTENDANCE AT ONE SESSION IS REQUIRED. See front for dates.	July 15, 2020 Midvale Elementary Check with advisor for your club's time. BROILER EXHIBITORS: Must bring thank you for Orrville Chick Hatchery.	Due August 7, 2020 No late entries accepted!	Dehorned No Males	DUNF Vet check upon arrival
Pygmy Goats & Pack Goats		June 15, 2020	Registration Form due June 15 by 4 PM Extension office				Dehorned	No health papers required. Vet check upon arrival
Market Rabbits		Doe in possession & tattooed June 6, 9-11 AM OR June 11, 6-7 PM appt. only Fairgrounds	Bunnies tattooed August 29 9-11 AM Fairgrounds				3-5 lbs. maximum 70 Days Old	DUNF
Breeding Rabbits		June 6, 2020	June 6, 9-11 AM OR June 11, 6-7 PM appt. only Fairgrounds June 15 - Registration Form/Pictures if rabbit is already tattooed				N/A	No health papers required.
Broilers & Market Ducks		Cost: TBD Due at pick-up Pick up: Fairgrounds Tentatively August 6 5-7 PM	N/A				N/A	No health papers required. DUNF
Pullets & Fancy Poultry		June 15, 2020	Registration Form/Pictures due June 15 by 4 PM Extension office				See Fair Book for specific requirements.	Pullorum-free papers required upon arrival
Ducks, Geese, & Fancy Turkeys		June 15, 2020	Registration Form/Pictures due June 15 by 4 PM Extension office				See Fair Book for specific requirements.	Ducks - No health papers required.
Market Turkeys		Cost: TBD Due at pick-up Pick up: Fairgrounds Tentatively June 4 5-7 PM	N/A				20 lbs. minimum	DUNF Pullorum-free papers required upon arrival
Horses		May 29, 2020	Registration Form/Pictures due May 29 by 4 PM Extension office				Safety & Ethics April 23 or April 27 7 PM Location TBD	July 13, 2020 Midvale Elementary

*See the Tuscarawas County Fair book for more information.

Tuscarawas County Livestock Ages

Disregard age guidelines as stated in record books.

Age is as of January 1 of current year.

Age: 8 - 11 Beginners

Age: 12 - 14 Intermediate

Age: 15 - 19 Advanced

*Unless it is their 1st year in the project then member advances according to age.

Example 1: Greg is 16, first year taking a hog. He is in beginner, 2nd year intermediate, 3rd year advanced.

Example 2: Mary is 12, last year was her first year taking a steer. This year she is in intermediate and will be until she is 15.

Example 3: Susie is 8, taking a goat. She will be in beginner project level for 4 years until she is 12.



139 Market Hog ID Information

Market hogs must be tagged and in your care by June 15, 2020. Place county ear tag in either the right or left ear of the animal. Place tag on the backside of ear – not on the inside – and try to avoid the veins in the ear. **NEW FOR 2020:** Instead of DNA, we are using two tags, a county tag and an EID (electronic identification) tag. Both tags must be placed in the ears and visible in the pictures.

Complete the Project Registration Form for each animal tagged, including the “family” pig(s). Fill out the form completely listing color and markings, sex, ear notches, etc. (See the back of this page for ear notching information.) Include color photos of each animal, back-ups included. One picture is to show the tag number in the pig’s ear and its ear notches (if notched) and the second photo needs to be a profile view of the animal. **Pictures need to be 2"x3" (wallet size).**



Figure 1 - Example picture of animal with ear tag number visible.

RETURN PROJECT REGISTRATION FORM(S) NO LATER THAN 4:00 PM ON JUNE 15 TO THE TUSCARAWAS COUNTY OFFICE OF OSU EXTENSION.

FAILURE TO RETURN ITEMS BY THE STATED DEADLINE MAY FORFEIT YOUR RIGHT TO EXHIBIT AT THE TUSCARAWAS COUNTY FAIR.

Attach 2 separate photos. **Pictures need to be 2"x3" (wallet size).** One picture showing the tag numbers in the pig’s ears and its ear notches (if notched) and the second photo with a side view of the animal. Provide pictures and ID information for **ALL** primary and back up animals. Pictures will be rejected if not in COLOR and clear.

Members may register 1 swine project animal with only one being eligible to exhibit at the Tuscarawas County Fair (1 serves as a backup). Back-up Animal Rule: Although not required, exhibitors may choose to have one back-up animal in the event the primary animal is unable to come to the fair. **Exhibitors are limited to one registered back-up project animal.** If there are 2 or more exhibitors regardless of relationship, residing in the same household, they may share one back-up animal. The back-up animals need designated to a specific exhibitor in households with multiple exhibitors and multiple back-up animals of the same project. Each member may only exhibit 2 large animal projects.

Important Notes

Exhibitors are responsible for getting their own hogs tagged. Member may tag a maximum of two hogs eligible to show and sell. Member must identify at least one hog as theirs on the Project Registration Form. If a family is sharing a back-up animal, pictures and animal information must be included on each member's registration form.

If your animal has an ear tag from your farm or another farm, please take it out. You must still put in the tags provided by the Market Livestock Committee. Remove any farm ear tags by fair check-in from your animal's ear.

Replacement Tags

If your hog loses a tag before the fair, the Market Livestock Committee will provide a replacement EID tag for \$3; a replacement county tag can be provided at no charge. Replacement tags can be purchased and picked up at the Extension office. The member will need to complete and submit a new Project Registration Form with photos. If a tag falls out, you must contact the OSU Extension office as soon as possible. If both tags fall out and you do not report it, your hog could be disqualified.

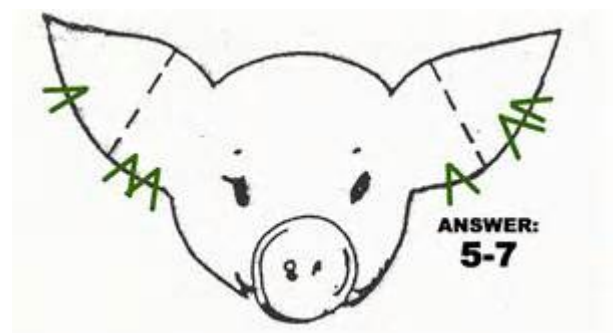
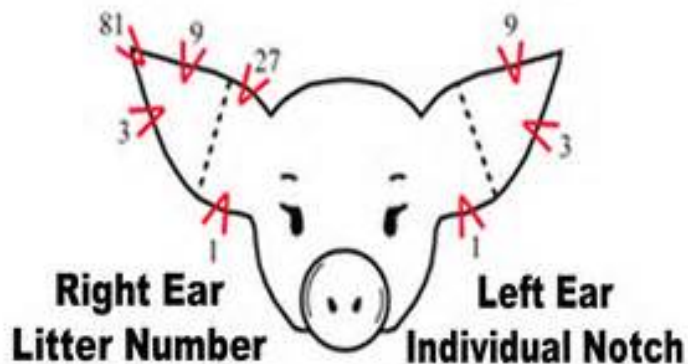
Ear Notching

As mentioned, members are responsible to have their animals tagged. If tagging your own animal, below are some helpful hints.

- Disinfect ear taggers with a mixture of 1 part bleach and 5 parts water before and after use of the taggers.
- Disinfecting is not required after each pig, just after each "site" use.

How to read ear notches:

Universal Ear Notching System



139 Market Hog Project Registration Form

Due no later than 4:00 PM on June 15, 2020, to OSU Extension Tuscarawas County

Late Registrations Will Not Be Accepted - All Areas Must Be Completed

MEMBER NAME: _____

HOME PHONE: _____ CELL: _____

MAILING ADDRESS: _____

CITY & ZIP: _____

PARENT'S SIGNATURE: _____
(Required regardless of member's age.)

CLUB NAME: _____

ADVISOR'S SIGNATURE: _____

EID Tag # _____

County Tag # _____ Ear Notch: _____ Check One: Barrow Gilt

Color/Markings: _____

Breed: _____

(PRIMARY PROJECT) ANIMAL 1 –

Picture 1 – Both tags in animal's ear with visible number. Picture 2 – Profile picture of animal.

PICTURE SIZE: 2"X3" ONLY. Pictures must be in color.

NO PICTURES OR WRITING IN THIS AREA

OVER for Back-Up Animal Pictures



THE OHIO STATE UNIVERSITY

COLLEGE OF FOOD, AGRICULTURAL,
AND ENVIRONMENTAL SCIENCES



tuscarawas.osu.edu

CFAES provides research and related educational programs to clientele on a nondiscriminatory basis. For more information, visit cfaesdiversity.osu.edu.

(BACK-UP) ANIMAL 2 – PICTURE SIZE: 2"X3" ONLY. Pictures must be in color.

If this is a back-up hog for more than 1 individual, the picture MUST appear on both registration forms.

EID Tag # _____

County Tag # _____ Ear Notch: _____ Check One: Barrow Gilt

Color/Markings: _____

Breed: _____

**Picture 1 – Tag in animal’s ear with visible number.
PICTURE SIZE: 2"X3" ONLY. Pictures must be in color.**

**Picture 2 – Profile picture of animal.
PICTURE SIZE: 2"X3" ONLY. Pictures must be in color.**

NO PICTURES OR WRITING IN THIS AREA